

Road Signs, Signals & Markings



Schoolbustrainers.org

1

Goals

- Understand the role and importance of traffic control devices
- Identify and explain the meaning of the three types of traffic signs
- Identify and explain the role of traffic control signals
- Understand how pavement marking are used for traffic safety.

2

To Drive Safely

- You need information
 - About the Highways
 - About any hazardous conditions
 - About various rules that apply at specific times and place
- Traffic control devices provide such information.

3

Traffic Signs

- Designed for easy understanding
- Have uniform shapes and colors.



4

Colors and their Meanings

- RED
- WHITE
- YELLOW
- ORANGE
- BLUE
- GREEN
- BROWN



5

Symbols and Words

- Symbols
 - You read from the bottom up
- Words
 - You read from left to right



6

Three Types of Signs



Regulatory



Warning



Guide

7

Regulatory Signs

Tell drivers what they can do or cannot do.
Signs are red or black on white or white on black



8

Regulatory Signs



9

Other Regulatory Signs

Restriction



Speed



Movement



Others



10

Warning Signs

Tell you what to expect

Yellow



11

Other Warning Signs

Railroad Warning



School Zone or School Crossing



No Passing Signs

Dangerous Curves

Construction

Maintenance

Slow Moving Vehicle



12

Guide Signs

Information about Routes
and Cities
Points of Interest
Roadside Services
Comes in several Shapes
and colors



13

Destination and Mileage



14

Roadside Services



15

Recreational Areas



16

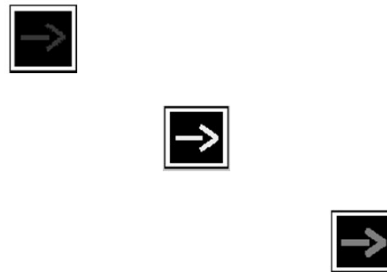
Traffic Signals

RED
YELLOW
GREEN



17


Arrows



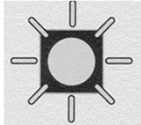
18

Additional Signals

Flashing Red



Flashing Yellow




19

Walk – Don't Walk



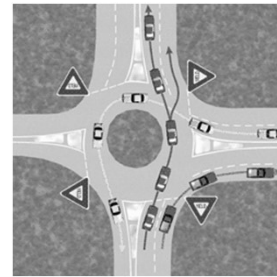
20

Pedestrian Signals



21

Roundabouts



22

Pavement Markings

Solid yellow lines

Broken yellow lines

Two solid yellow lines

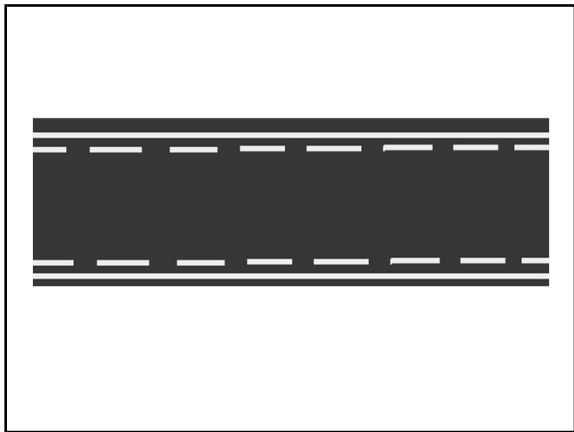
Solid white lines

Broken white lines




23


24



25



26




27

ROAD SIGN TEST

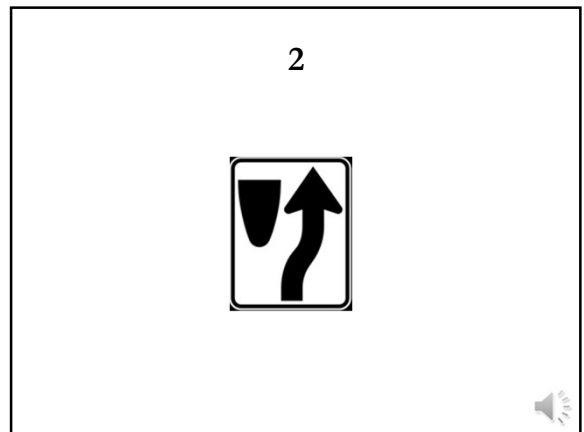
The next slides will automatically change. You will have approximately 8 seconds to write down the meaning of each road sign. At the end of the test the answers will be displayed.

Good Luck and Have fun!

28



29



30

3



31

4



32

5



33

6



34

7



35

8



36

9



37

10



38

11



39

12



40

13



41

14



42

15



43

16



44

17



45

18



46

19



47

20



48

21



49

22



50

23



51

24



52

25



53

26



54

27



55

28



56

29



57

30



58

ROAD SIGN ANSWERS

After this slide the slides will advance automatically with the answers.

59

1 Flagman Ahead



60

2 Keep Right



61

3 Low Clearance



62

4 Yield Ahead



63

5 Railroad Crossing



64

6 Reverse Turn



65

7 Winding Road



66

8 Lane Reduction



67

9 School Zone



68

10 Pedestrian Traffic



69

11 Two-Way Traffic



70

12 Hospital



71

13 Merging Lane



72

14 Roundabout



73

15 Slippery When Wet



74

16 Sharp Turn



75

17 Playground



76

18 No Left / No U Turn



77

19 Pavement Ends



78

20 Truck Rollover / Reduce Speed



79

21 270 Degree Loop



80

22 Curve



81

23 "T" Intersection



82

24 No Straight Through



83

25 Crossroad



84

26 Hill 8% Grade



85

27 Hairpin Curve



86

28 Divided Highway



87

29 Offset Roads



88

30 Slow Moving Vehicle



89

INTERESTING ROAD SIGNS

The next few slides have interesting road signs for your enjoyment.

Enjoy!!

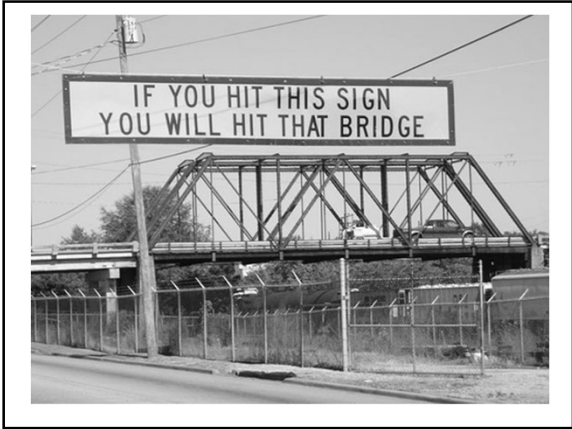
90



91



92



93



94



95



96



97



98




99



100




101



102



103




104



105



106



107




108



109



110



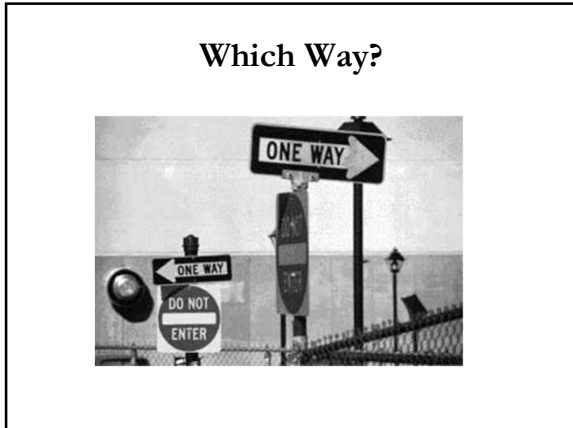
111



112



113



114

Good luck?



115



116



117



118



119



120

Any Questions



121